



E.S LORDS INTERNATIONAL SCHOOL

Affiliated to CBSE 1930960 - SENIOR SECONDARY SCHOOL

JOURNAL LORDS



JANUARY JOURNALORDS

SECRETARY VISTA



Warm Greetings to all

Happy New Year 2024

Here's to the near and dear ones...

A wish that brings fortune in tonnes...

Out with the old & in with the new...

May all your wishes & dreams come true...

Wishing you good health and joy in abundance.

Thanking you all for your support and guidance.

Have a wonderful year ahead.

- ES Group of Institution.

STUDENTS EDITORIAL BOARD

EDITOR

V. MATHIVADHANI XI

R. MANOJ XI, R. NIRANJANA IX - A2

R. RACKSHANA IX - A1







SUB-EDITOR

S. KARTHICK XI, V. ATHITHYA XI

S. P. BHARATHI IX - A2,

T. CHANDRA VADHANA IX - A1

CONTENT

-  Science Exhibition
-  Pongal Celebration
-  Significant Days
-  Republic Day
-  Students Corner
-  Crosswords

Owned and Published by

E.S LORDS INTERNATIONAL SCHOOL

This is not sale. Only for Private Circulation.

4/202, Trichy Trunk Road, Salamedu
Villupuram - 605602

Contact : 9486804574 - 9487152474

SCIENCE EXHIBITION:

Welcome to the mesmerizing world of science, where our school transformed into a haven of innovation and discovery! From Grade III to XII, budding scientists showcased their prowess in Physics, Chemistry, and Biology through an awe-inspiring science exhibition.

Imagine walking through corridors adorned with working models that seemed to whisper tales of scientific marvels. From intricate displays demonstrating laws of motion to biology exhibits unraveling the mysteries of life itself, curiosity danced in the air.

But the true magic unfolded in the chemistry section, where experiments turned mundane elements into captivating reactions. The bubbling potions and colorful transformations were like glimpses into a wizard's laboratory, leaving spectators spellbound.

The exhibition wasn't just about displays; it was a voyage into the unknown, igniting curiosity and inspiring young minds to question, explore, and dream. It was a reminder that science isn't just in textbooks; it's a living, breathing adventure waiting for curious souls to embark upon.







$$E=mc^2$$







Pongal Celebration

Pongal, the festival of Harvest, abundance and joy, descended upon our school like a burst of vibrant colors! Students and teachers united, bringing a wave of tradition and festivity to our halls.

The campus buzzed with excitement as Rangoli designs transformed pathways into mesmerizing artworks, each telling a unique story of culture and creativity.

The beats of Kumi, Kuthu, and Karagam dances echoed, infusing the air with infectious energy. Silambam skills dazzled, spinning tales of tradition and skillful prowess.

The spirited Malcolm competition became a battleground of talent and camaraderie, where every house poured their hearts into showcasing their best. But the real magic unfolded at the Pattimandram, where minds clashed in friendly banter, debating and discussing with wit and wisdom.

House-wise rivalries turned into a celebration of unity, as each house showcased their prowess in these cultural gems. Laughter, rhythm, and cheers echoed throughout, creating memories that glittered brighter than the festive lights.

Pongal at our school wasn't just a celebration; it was a mosaic of traditions, talents, and togetherness, painting our hearts with the colors of joy and unity!



Netaji Subhas Chandra Bose Jayanti - 23rd January.

Netaji Subhas Chandra Bose, a beacon of courage and determination, etched his name in the annals of India's freedom struggle. His unwavering commitment to liberate the nation from colonial shackles remains a testament to his indomitable spirit.

Bose's resolute leadership ignited the flames of patriotism across the country. His call for "Give me blood, and I shall give you freedom" resonated deeply, inspiring countless individuals to join the fight for independence.

He fearlessly established the Indian National Army (INA), envisioning it as the vanguard in India's quest for freedom. Bose's unwavering resolve and strategic brilliance propelled the INA towards the path of selfless sacrifice, marching towards the common goal of liberating India.

Netaji Subhas Chandra Bose's legacy endures as a symbol of valor, selflessness, and unyielding patriotism. His contributions continue to inspire generations, reminding us of the fervent dedication and sacrifices made for the nation's freedom.



National Tourism Day on 25th day

Tourism isn't just a passport to wanderlust; it's a gateway to economic growth and cultural exchange. Embracing tourism bolsters a nation's economy by generating revenue and fostering development. Our country, a tapestry woven with diverse cultures, architectural marvels, and natural splendor, beckons travelers worldwide. Tourism unveils the kaleidoscope of our rich heritage, inviting the world to explore our traditions, relish our cuisines, and immerse in our diverse landscapes.

It's a bridge that connects people, fostering understanding and appreciation for our cultural tapestry. Our architectural wonders narrate stories of our past, while our natural beauty captivates hearts. Tourism isn't merely sightseeing; it's an exploration of history, a celebration of diversity, and a feast for the taste buds- various native cuisines.

National Tourism Day reminds us of the power of exploration—it's not just about discovering new places, but fostering global connections, celebrating diversity, and showcasing the splendor of our nation to the world.

Q1. Why is it important to teach kids about money?

Having their own money to spend will teach them quickly how much things cost, how to be more selective with their purchases, and how to save for larger items. Saving money for things they need can teach children that money is essential for everyday purchases.

Q2. At what age should I start teaching my child about money?

. By age 3, your kids can start grasping basic money concepts. By age 7, many of their money habits are already getting set. So, between the ages of 6 and 10 is a good time to get kids thinking about the value of money.

Q3. How can I make learning about money fun for my child?

You can start by introducing money basics then put together money puzzles to show & play with them. Show kids how to keep their money safe & craft a water bottle piggy bank. Take the Piggy Bank Quiz & buy some chips to practice counting money.

Q4. What are some common mistakes parents make when teaching kids about money?

- . Some common mistakes to avoid are-
- Assuming they'll learn it on their own
- Paying them for things they should do for free
- Controlling all their spending
- Underestimating what they can understand
- Forcing them to save
- Shopping without them

Q5. How can I help my child set financial goals?

Help them set goals via talking & planning with them for-

- Confront unrealistic goals
- Choose just-out-of-reach goals
- Set specific goals
- Break it down
- Set up checkpoints
- Make it a family plan

Q6. What are some practical ways to teach my child about budgeting and saving?

- . Some of the ways are –
- Discuss Wants vs. Needs
- Let Them Earn Their Own Money (Small Home chores or activities)
- Set Savings Goals
- Provide a Place to Save
- Have Them Track Spending
- Offer Savings Incentives
- Leave Room for Mistakes
- Act as Their Creditor

Q7. What are some resources for parents to continue financial education at home?

It's important for parents to continue reinforcing these concepts at home after school, they can do so with the help of online games, books, Apps, role-playing activities, etc.

Republic Day

In a whirlwind of excitement and pride, our school turned into a beacon of patriotism as the sun peeked over the horizon. The air crackled with enthusiasm as students, like eager beavers, arrived at school early, buzzing with anticipation.

Our Principal Sir, the maestro of our school symphony, took center stage for the grand flag-hoisting ceremony. As the tricolor danced proudly in the morning breeze, hearts swelled with patriotism, and a chorus of national anthem filled the air.

It was a moment that painted the sky with unity and pride. After honoring our flag and anthem, it was time for a sweet reward. Students grinned from ear to ear as chocolates were passed around, turning smiles into grins and spreading happiness sweeter than any treat. The day didn't just kickstart with a flag; it ignited a fire of patriotism within us all. It was a reminder that unity and love for our country are as sweet as a chocolate treat—something to cherish, savor, and celebrate every single day!





AKASH - IV A1



BUVANESH - IV A2



KRISHNA - IIIA1



SARA HELAN - IV A1

Name: _____ Date: _____

Howard Hughes

Cryptoquotes

DIRECTIONS: Each distinct letter in the original quotes have been substituted with another letter from the alphabet. (Hint: Solve any single letter words first. In English the only single letter words are A and I.)

H' C RQHKR VQ SLHAX WK WHDAHKY

VUWV CWBYZ WCYDHPWK AQQB AHBY VUY

VUHDX-DWVY QLVJHV HV HZ.

H IWKV VQ SY VUY SYZV GHAQV HK VUY

IQDAX, VUY SYZV CQFHY GDQXLPYD HK

VUY IQDAX, VUY SYZV RQAJYD HK VUY

IQDAX WKX VUY IQDAX'Z DHPUYZV CWK.

H IQLAX WAZQ AHBY VQ SY UWGGHAN

CWDDHYX.

H' C KQV W GWDWKQH X YDWKRYX

CHAAHQKWHDY. RQXXWCHV, H' C W

SHAAHQKWHDY.

Balance Quest[®] 16 Easy Puzzles

PUZZLE#1

					5	3
-8		-14		8		
7	1		0			
						4
-2						-4
8	14					1


PUZZLE#2

-1					-2	
		-7				-4
	-4		0			-6
-5						
	-5					-3
3					9	
						4
8						

PUZZLE#3

8					-4	
		2		-6		1
	-5		0			-7
3					6	
						2
-4						-2
6						

Name: _____ Date: _____



Eat Your Vegetables

Word Scramble

Someone forgot to close the door at the grocery store and the wind mixed up all the signs in the produce section. Can you figure out the 24 different vegetable names by unscrambling the letters?

EDEVNI

HQUSAS

ANSPHCI

PREEPP

GACRIL

RCRTAO

GEGLPANT

REYLCE

ITRNUP

CGEAABB

NIOON

TELCTEU

DRAHC

COIRCBOL

AOHSLLT

MUBUCECR

SGPRAUASA

CHICUIZN

HOMMSRUO

IRDASH

KORA

OMTTOA

TRIHEKCAO

LKAE
